








**SWRPC**  
 201 Land Policy 241 Ave  
 P.O. Box 101  
 Chesterfield, NH 03037  
 Tel: 603.251.7300  
 Fax: 603.251.7300  
 www.swrpc.org



**77** Lot Number  
**A** Block Letter  
 Surrounding Maps

 Municipal Boundaries  
 Parcel Boundaries  
 Roadway  
 Stream or Waterbody  
 Original Parcel Boundaries

**Zoning Districts**  
 Commercial/Industrial  
 Office/Retail Space/Service  
 Residential  
 Village

# Town of Chesterfield, NH

## Tax Property Map #5F